

Everglades Challenge 2026

Dave2Kayak

Start: Saturday, March 7, 2026 12:00 AM Zone: Eastern Standard Time

Team: #4410 - Dave2Kayak (class 5 hobie ti single male)

Overall Standings

1	4461 - DeSea & Morsailed	FINISH	52:56:30
2	4436 - Gnixe & BloFish	FINISH	54:21:26
3	4382 - Tenzan & MidNightCrew	FINISH	55:25:17
4	4517 - justkeeppadding	FINISH	80:53:01
5	4500 - crazyrussian	FINISH	82:57:19
6	4445 - sailorking & Possom	FINISH	84:24:03
7	4367 - AndyMan & NateDog	FINISH	86:12:10
8	4380 - sailorswift & Filimonster	FINISH	90:26:50
9	4451 - RIVERDrum & HowlerMonkey	FINISH	93:33:12
10	4447 - TwoBeers	FINISH	94:08:22
40	4410 - Dave2Kayak	DNF	224:10:24

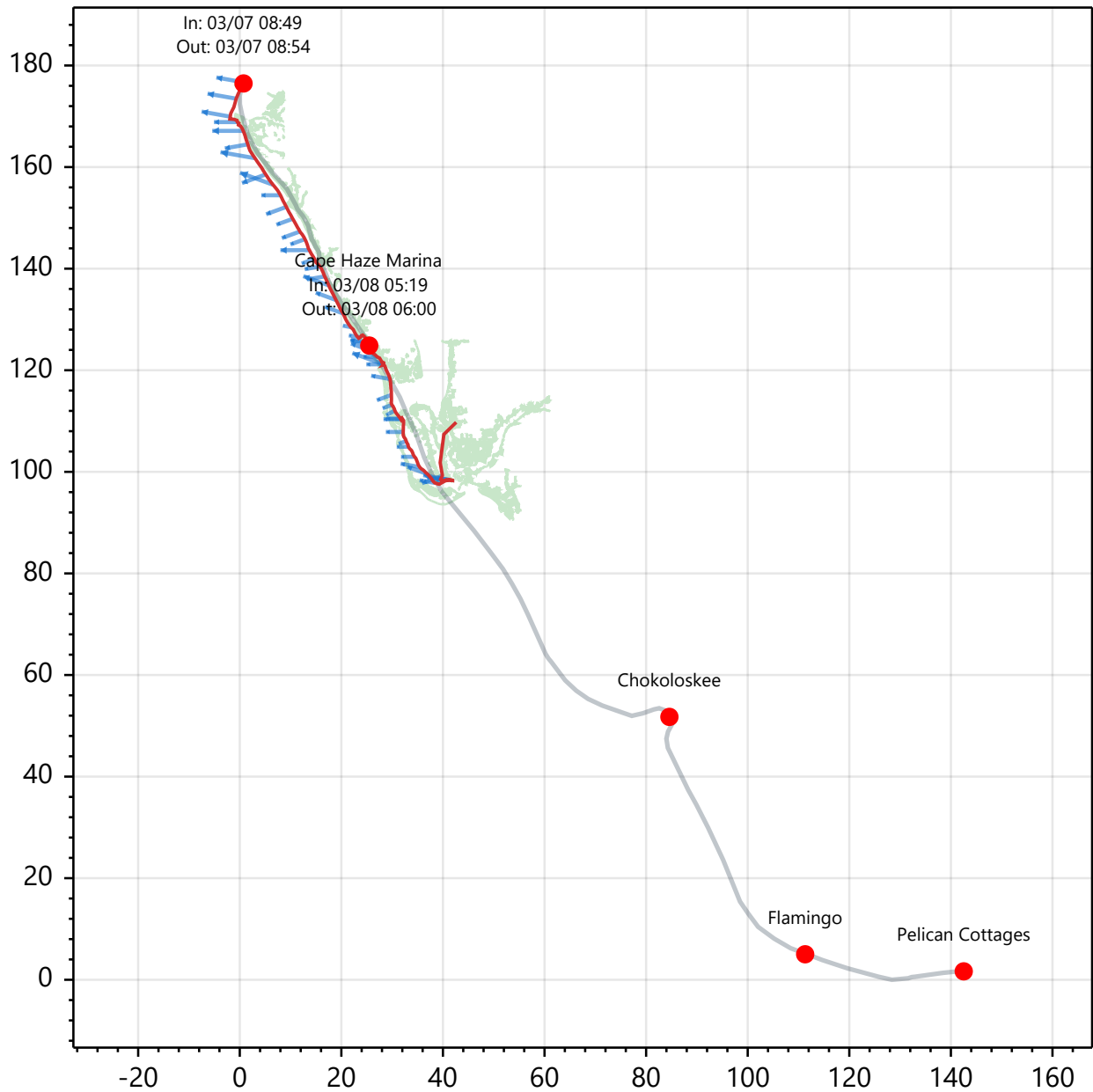
Division Standings: class 5 hobie ti single male

1	4448 - Yarddog	FINISH	111:02:15
2	4502 - Rogue	FINISH	152:01:38
3	4508 - leftboat	FINISH	152:43:22
4	4410 - Dave2Kayak	DNF	224:10:24
5	4499 - Squirrelchaser	DNF	224:10:24

Everglades Challenge 2026

Dave2Kayak

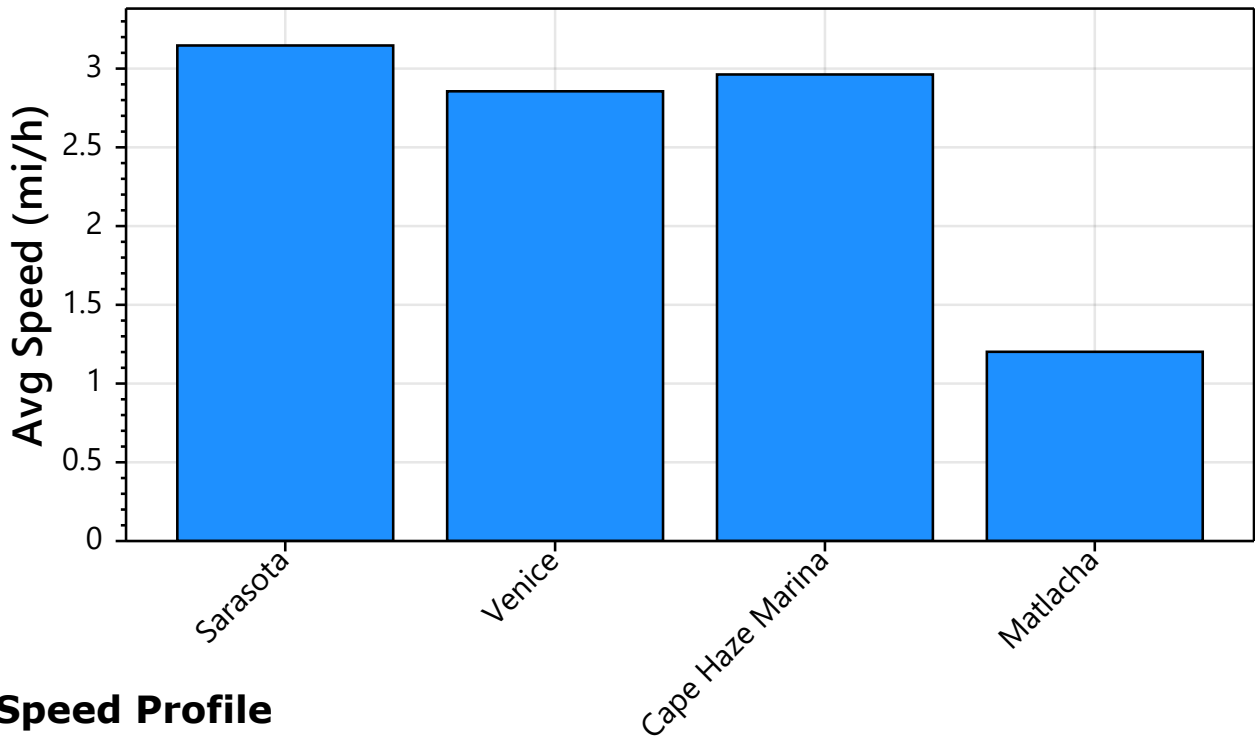
Route Summary



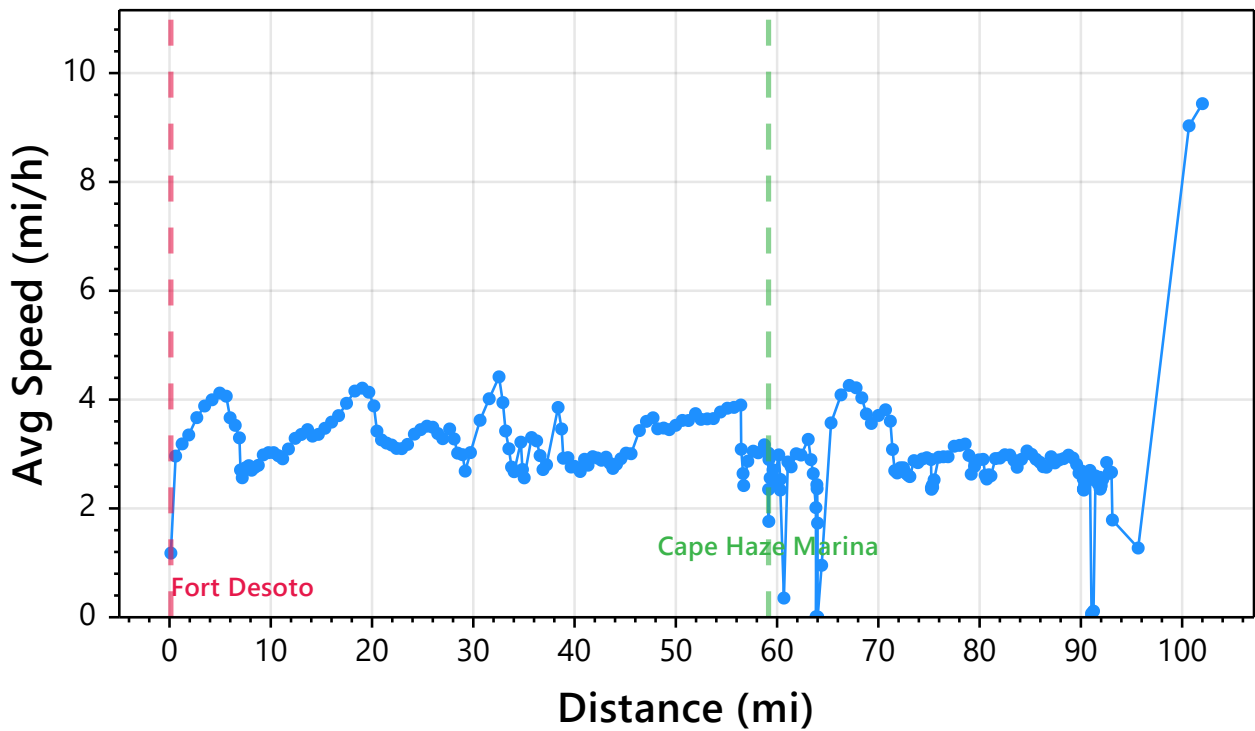
Everglades Challenge 2026

Dave2Kayak

Segment Average Speeds



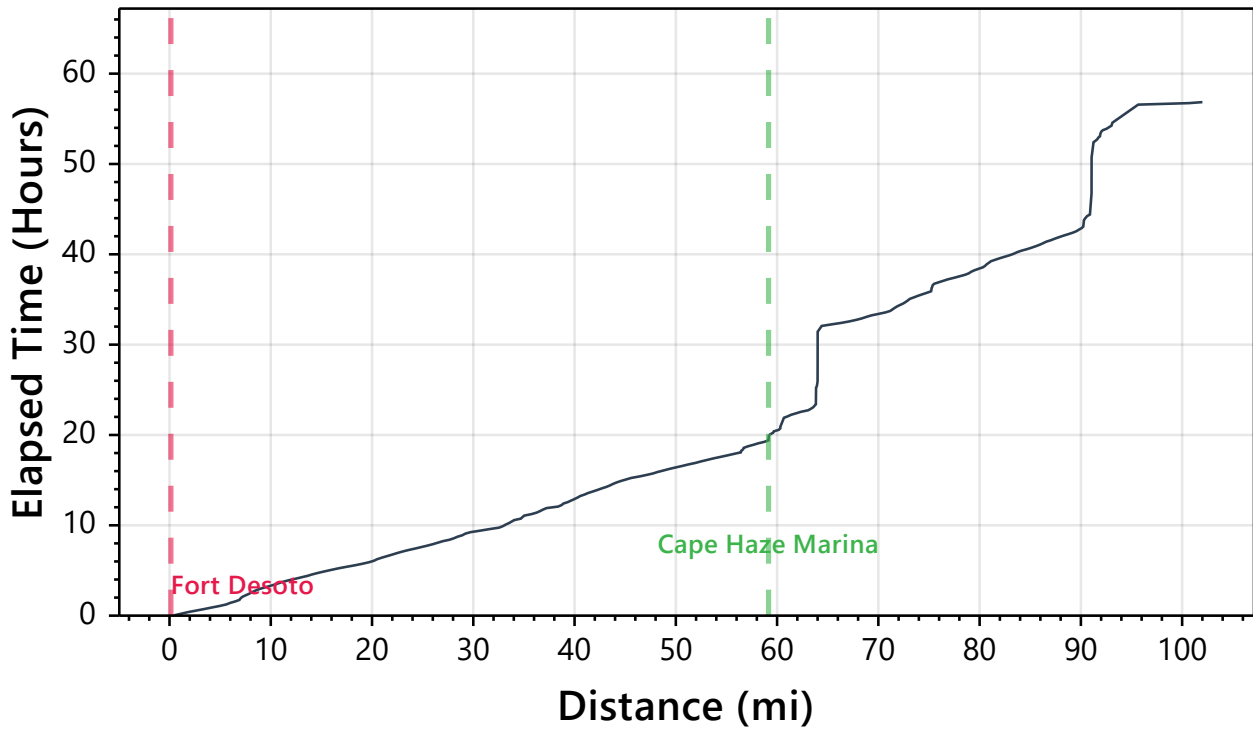
Speed Profile



Everglades Challenge 2026

Dave2Kayak

Race Progress



Racing vs. Rest Distribution

Rest Location	mi	Rest Time	% Total
Enroute Stop @ 7.0	7.0	00:20	0.0%
Enroute Stop @ 34.9	34.9	00:20	0.0%
Enroute Stop @ 56.5	56.5	00:30	0.0%
Cape Haze Marina	59.2	01:59	0.0%
Enroute Stop @ 63.8	63.8	09:00	0.0%
Enroute Stop @ 75.2	75.2	00:50	0.0%
Enroute Stop @ 90.2	90.2	01:20	0.0%
Enroute Stop @ 91.1	91.1	08:00	0.0%
Enroute Stop @ 91.6	91.6	01:10	0.0%
Enroute Stop @ 93.1	93.1	00:20	0.0%

Everglades Challenge 2026

Dave2Kayak

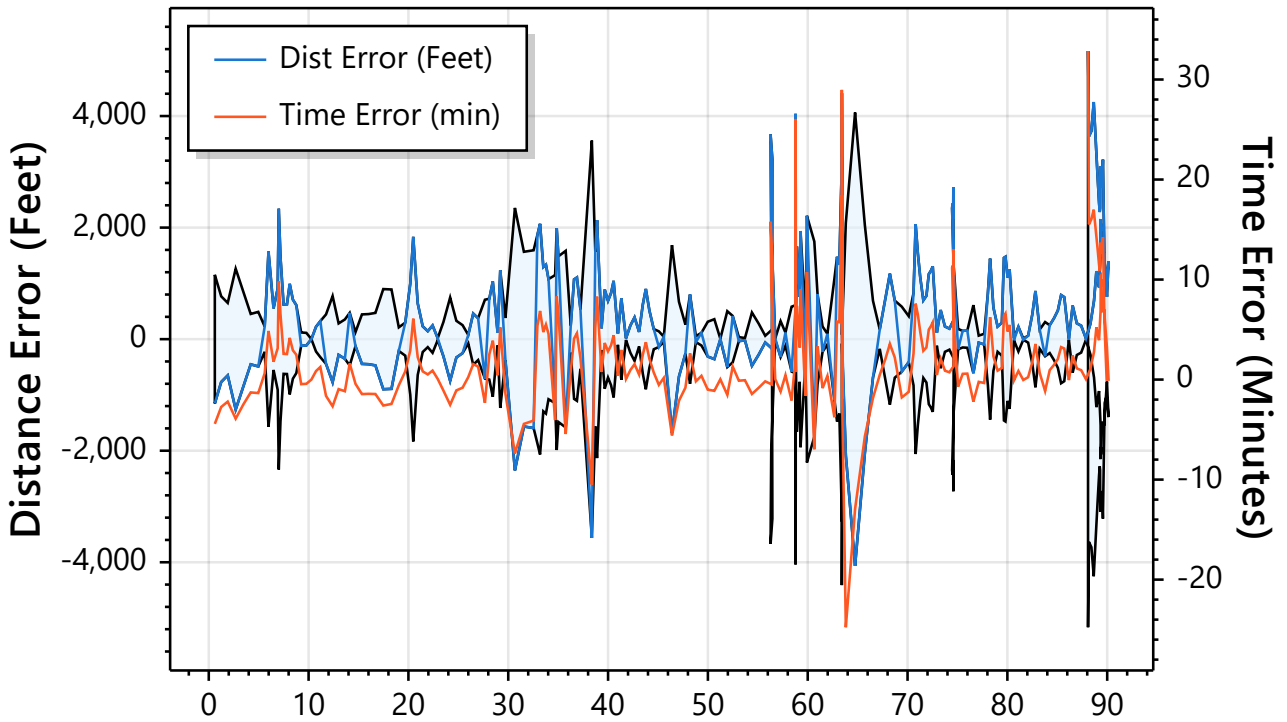


Detailed Checkpoint Summary

Checkpoint	In/Out	Elapsed	Dist(mi)	Split(mi)	Leg Time	Stay
Fort Desoto	---	00:00:00	0.0	0.0	00:00:00	---
Sarasota	03/07 15:56 ---	07:02:05	22.4	22.4	07:07:39	---
Venice	03/07 22:15 ---	13:20:55	40.5	18.0	06:18:50	---
Cape Haze Marina	03/08 05:19 07:19	19:24:43	58.4	18.0	06:03:48	01:59
Matlacha	03/09 01:09 ---	39:14:40	79.9	21.4	17:50:12	---

RaceOwl Estimation Performance

Variance between predicted position and actual progress.



Tracking Performance

Metric	Min	Max	Avg	Median	Std Dev
Update Interval (Min)	1.82	240.00	14.60	10.00	25.45
Time Error (Min)	-24.76	32.85	2.77	1.34	5.99
Distance Error (Feet)	-4063.44	5165.07	602.51	416.22	1275.33