

# Everglades Challenge 2026

zerothehero & GreenMountainGal

Start: Saturday, March 7, 2026 12:00 AM

Zone: Eastern Standard Time

**Team: #4422 - zerothehero & GreenMountainGal (class 4 monohull double mixed)**

## Overall Standings

1	4461 - DeSea & Morsailed	FINISH	52:56:30
2	4436 - Gnixe & BloFish	FINISH	54:21:26
3	4382 - Tenzan & MidNightCrew	FINISH	55:25:17
4	4517 - justkeeppadding	FINISH	80:53:01
5	4500 - crazyrussian	FINISH	82:57:19
6	4445 - sailorking & Possom	FINISH	84:24:03
7	4367 - AndyMan & NateDog	FINISH	86:12:10
8	4380 - sailorswift & Filimonster	FINISH	90:26:50
9	4451 - RIVERDrum & HowlerMonkey	FINISH	93:33:12
10	4447 - TwoBeers	FINISH	94:08:22
<b>22</b>	<b>4422 - zerothehero &amp; GreenMountainGal</b>	<b>FINISH</b>	<b>124:40:43</b>

## Division Standings: class 4 monohull double mixed

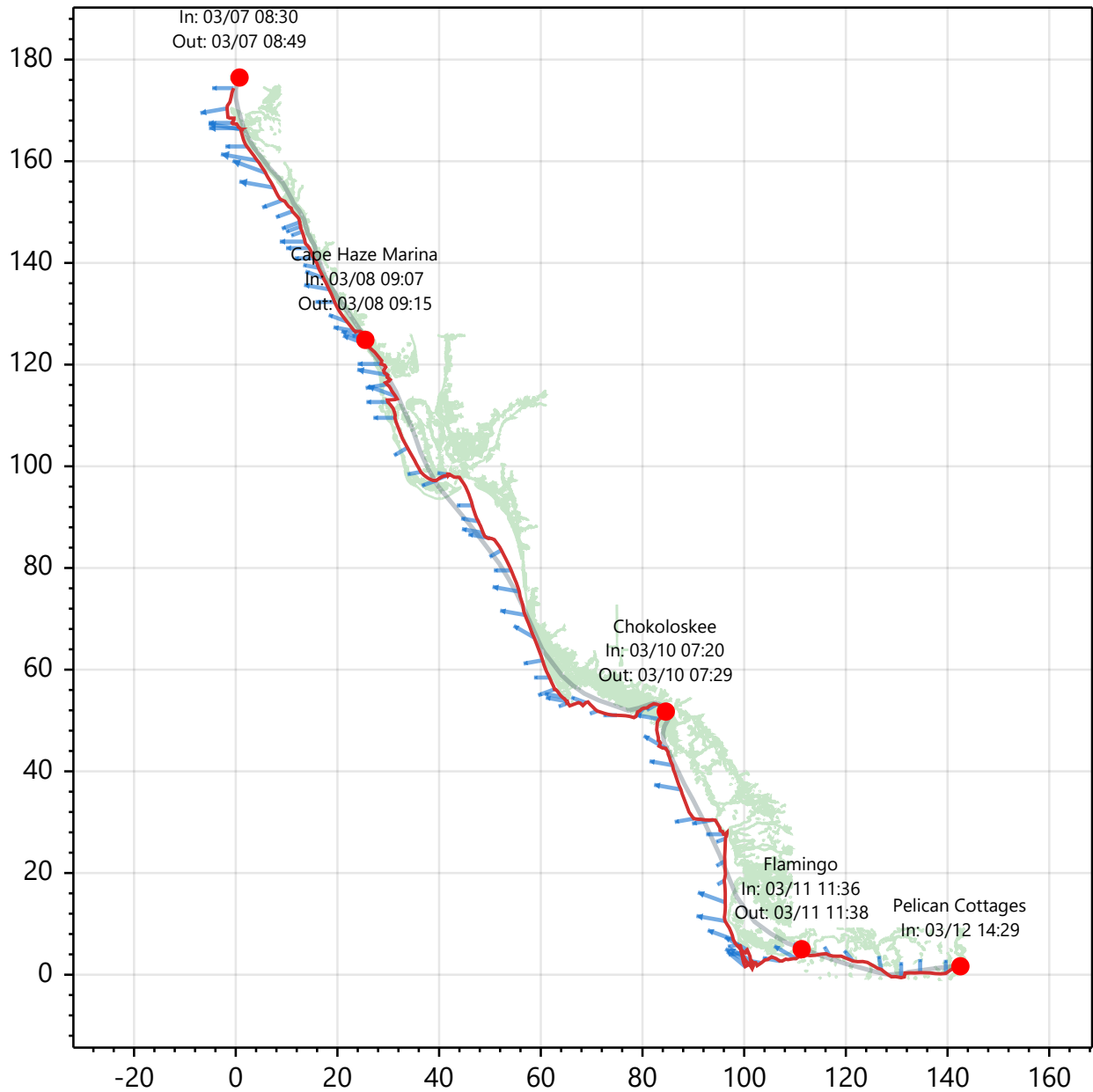
1	4514 - Cruxofthematter & RocTheBoat	FINISH	97:24:14
<b>2</b>	<b>4422 - zerothehero &amp; GreenMountainGal</b>	<b>FINISH</b>	<b>124:40:43</b>
3	4393 - BoatDoc & Dawnzi	DNF	224:10:24

# Everglades Challenge 2026

zerothehero & GreenMountainGal



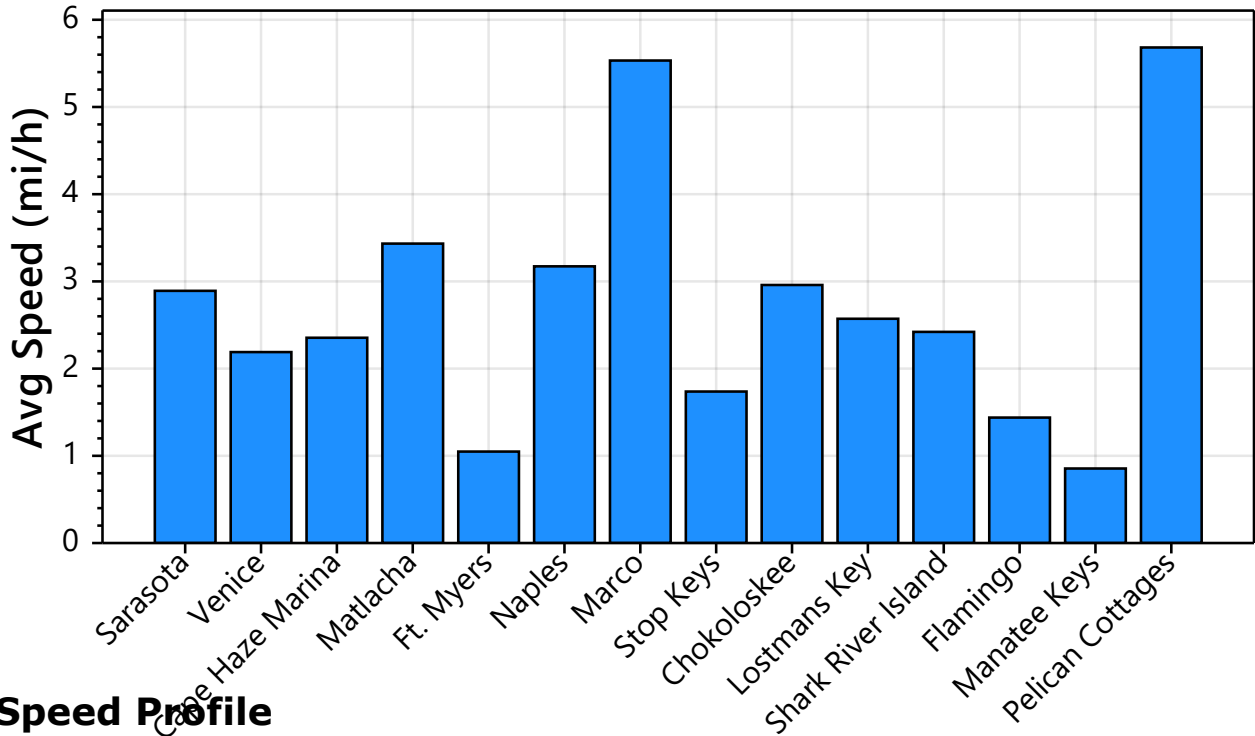
## Route Summary



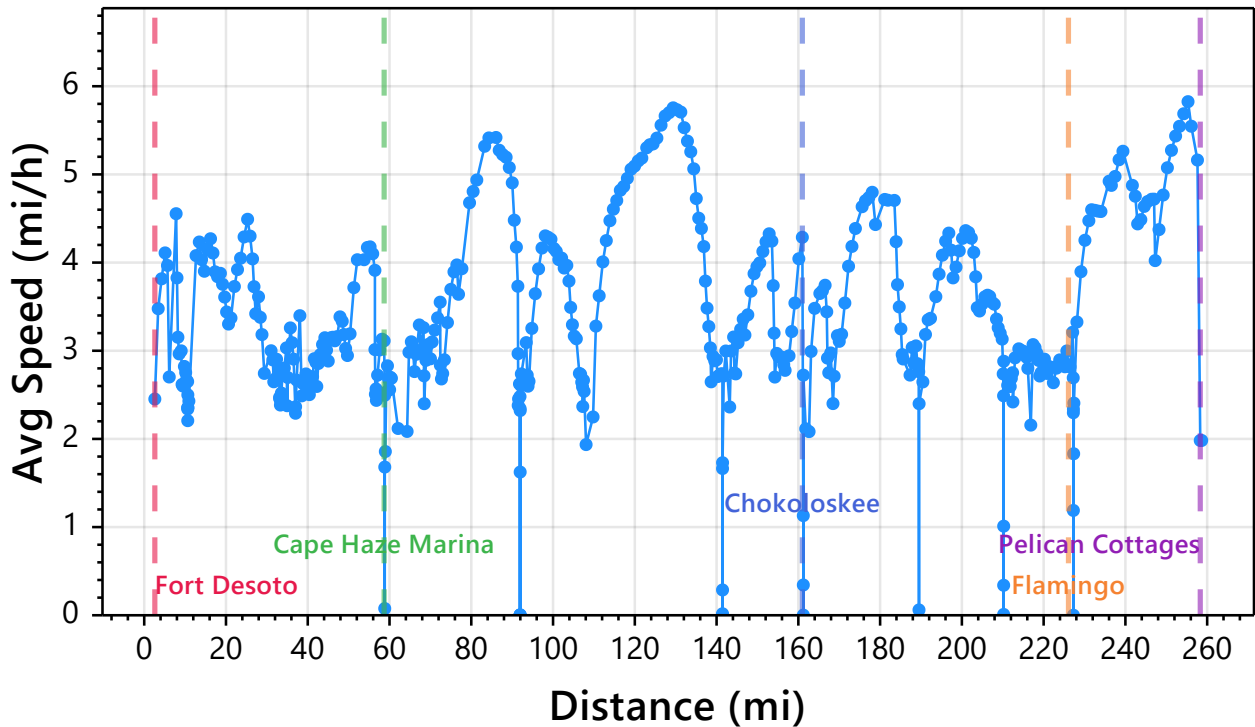
# Everglades Challenge 2026

zerothehero & GreenMountainGal

## Segment Average Speeds



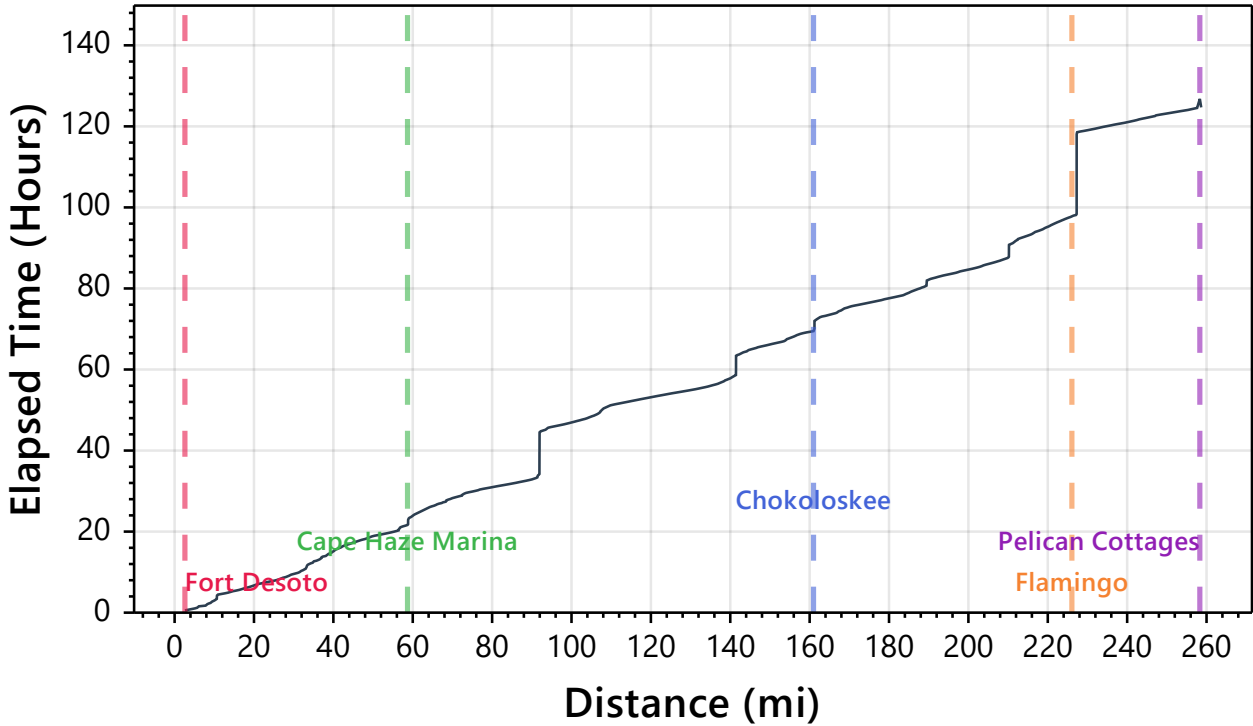
## Speed Profile



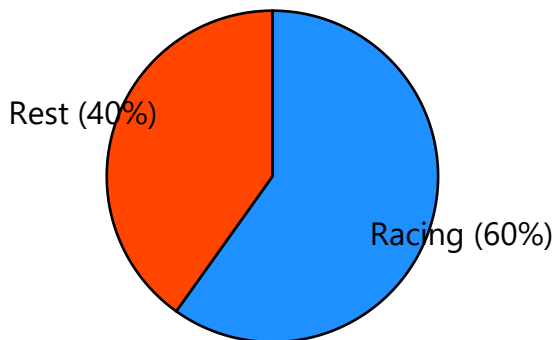
# Everglades Challenge 2026

zerothehero & GreenMountainGal

## Race Progress



## Racing vs. Rest Distribution



Rest Location	mi	Rest Time	% Total
Enroute Stop @ 10.6	10.6	01:03	0.8%
Enroute Stop @ 33.1	33.1	01:00	0.8%
Enroute Stop @ 56.4	56.4	00:39	0.5%
Cape Haze Marina	58.8	01:46	1.4%
Enroute Stop @ 68.4	68.4	00:20	0.3%
Enroute Stop @ 91.4	91.4	00:30	0.4%
Enroute Stop @ 91.9	91.9	10:27	8.4%
Enroute Stop @ 141.5	141.5	04:45	3.8%
Enroute Stop @ 161.2	161.2	02:30	2.0%
Enroute Stop @ 189.5	189.5	01:15	1.0%
Enroute Stop @ 210.2	210.2	03:04	2.5%
Enroute Stop @ 227.2	227.2	20:25	16.4%
Enroute Stop @ 258.3	258.3	02:13	1.8%

# Everglades Challenge 2026

zerothehero & GreenMountainGal

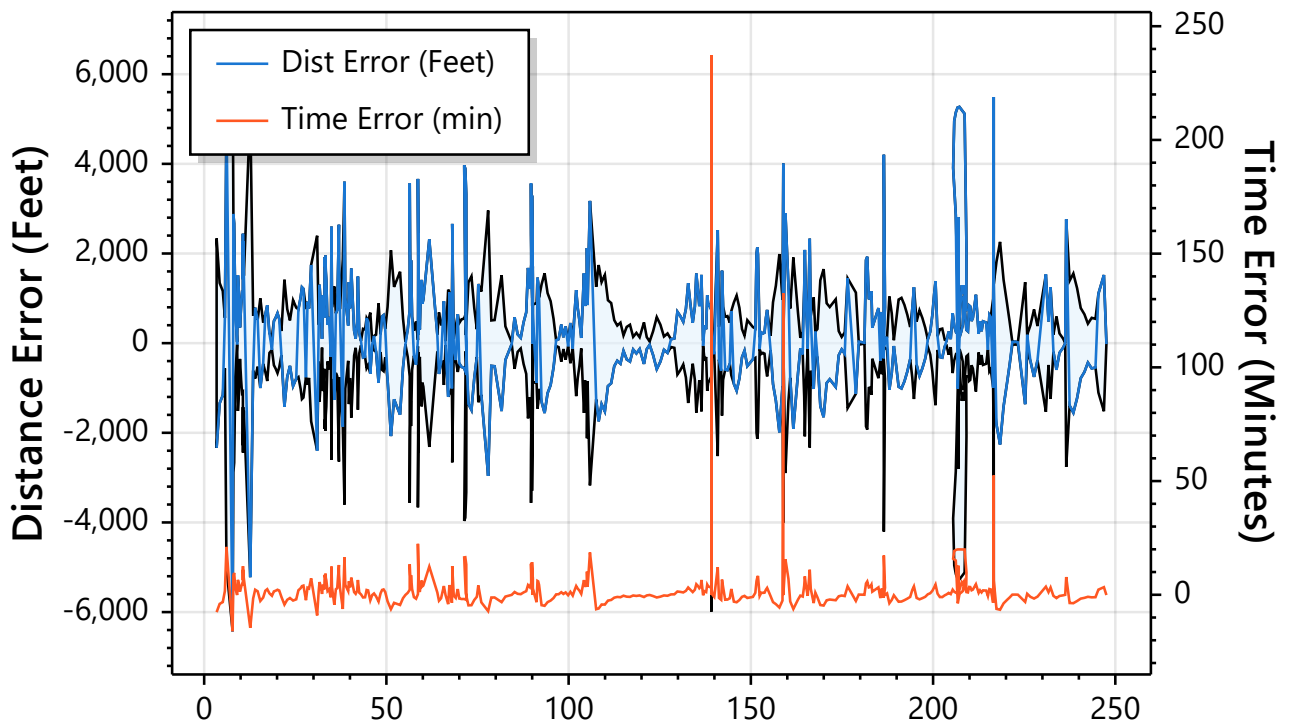


## Detailed Checkpoint Summary

Checkpoint	In/Out	Elapsed	Dist(mi)	Split(mi)	Leg Time	Stay
<b>Fort Desoto</b>	---	00:00:00	0.0	0.0	00:00:00	---
Sarasota	03/07 16:15 ---	07:26:21	22.4	22.4	07:45:21	---
Venice	03/08 00:29 ---	15:40:27	40.5	18.0	08:14:06	---
<b>Cape Haze Marina</b>	03/08 09:07 10:53	23:18:21	58.4	18.0	07:37:54	01:46
Matlacha	03/08 17:08 ---	31:19:23	79.9	21.4	06:14:33	---
Ft. Myers	03/09 08:21 ---	46:32:57	95.8	16.0	15:13:34	---
Naples	03/09 14:42 ---	52:53:26	115.9	20.1	06:20:29	---
Marco	03/09 17:24 ---	55:35:16	130.9	14.9	02:41:50	---
Stop Keys	03/10 04:42 ---	66:53:14	150.5	19.6	11:17:58	---
<b>Chokoloskee</b>	03/10 07:20 ---	69:31:30	158.3	7.8	02:38:16	---
Lostmans Key	03/10 16:10 ---	78:21:20	181.0	22.7	08:49:50	---
Shark River Island	03/10 22:22 ---	84:33:06	196.0	15.0	06:11:46	---
<b>Flamingo</b>	03/11 11:36 ---	97:47:38	215.1	19.0	13:14:32	---
Manatee Keys	03/12 12:36 ---	122:47:12	236.4	21.4	24:59:34	---
<b>Pelican Cottages</b>	03/12 14:29 ---	124:40:43	247.2	10.8	01:53:31	---

## RaceOwl Estimation Performance

Variance between predicted position and actual progress.



## Tracking Performance

Metric	Min	Max	Avg	Median	Std Dev
Update Interval (Min)	1.98	1138.55	16.54	10.00	<b>56.25</b>
Time Error (Min)	-16.04	237.32	2.96	1.04	<b>13.91</b>
Distance Error (Feet)	-6427.22	5989.37	450.42	295.54	<b>1397.53</b>